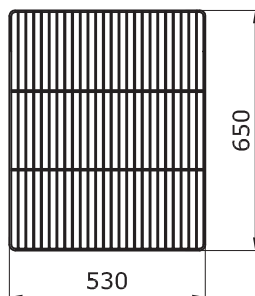
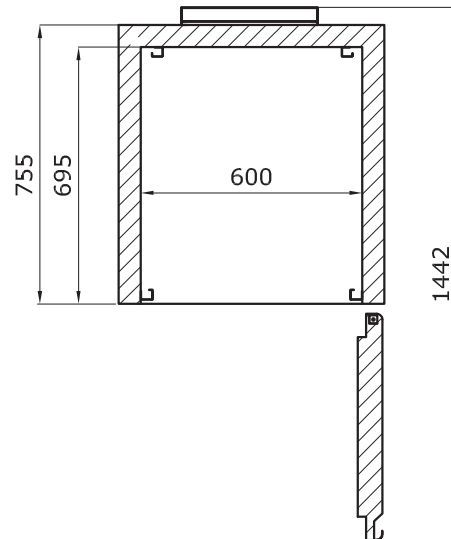
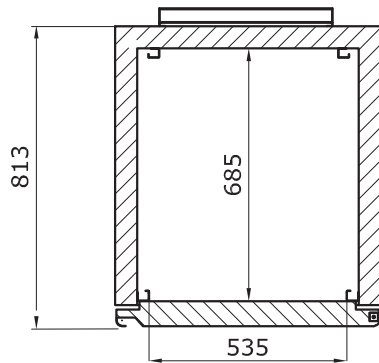


A-A



Delivered with 4 shelves.  
 Material: grey polyethylene coated, steel shelves.  
 Max load each shelves 30kg.

Recommended max. number of shelves :  
 6pcs, with 100mm space between the shelves.